

MICRODEC485

TELEMETRY DATA MINI RECEIVER

REVISION 0945



MAIN FEATURES

Small size

Microprocessor controlled

RS485 communication up to 1200m (3937ft)

DESCRIPTION

MICRODEC485 is a mini digital control receiver managed by a microprocessor for the remote control of a pan and tilt head and a motor-driven lens.


Designed to be installed inside camera housings, it ensures easier installation by reducing the number of connections and equipment (such as external boxes).

All functions are ensured by the DCT, DCJ, DCTEL and DCIR keyboards and SM matrix range.

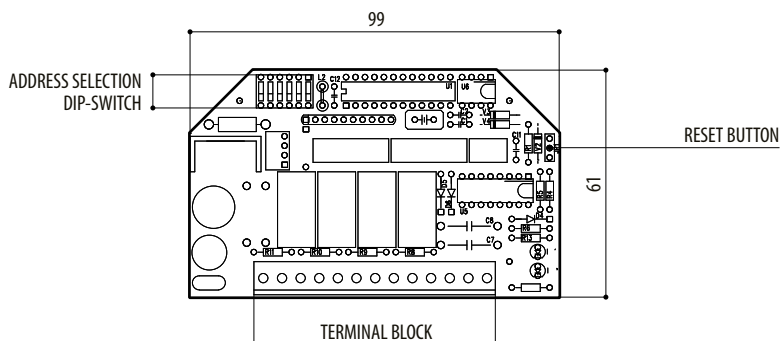
The connection to the control unit is RS485 (connection distance up to 1200m (3937ft) by twisted pair cable).

Up to 32 receivers can be addressed. The feed voltage is 24Vac.

The MICRODEC485 can control Pan and Tilt heads in 24Vac, 50/60Hz and 12Vdc lenses with polarity inversion (zoom and focus); it can be installed into HEB and HEG housings.



MICRODEC485



MICRODEC485

mm 1:2

MICRODEC485

TECHNICAL DATA

GENERAL

8 Functions: UP, DOWN, LEFT, RIGHT, ZOOM TELE, ZOOM WIDE, FOCUS NEAR, FOCUS FAR
 32 identification addresses, selectable by dip switches
 Direct installation in HEG, HEB housings
 Optoisolated digital logic and power section
 2 diagnostic LEDs
 Supplied with instruction manual, 1 support plate, 4 spacers, 2 fixing screws

MECHANICAL

Dimensions: 100x60mm (3.9x2.3in)

ELECTRICAL

Power supply: 24Vac, 50/60Hz
 Power supplied to the positioning device: 24Vac, 50/60Hz
 Power supplied to the lens: 12Vdc, 50mA (polarity inversion lenses)
 Power consumption: 1W

PROTOCOLS

VIDEOTECH (1200, 9600 Baudrate)

COMMUNICATIONS

Serial input RS485
 Max Distance 1200m (3937ft) from Matrix SM Series or keyboard

ENVIRONMENT

Indoor
 Operating temperature: 0°C / +45°C (+32°F / +113°F)

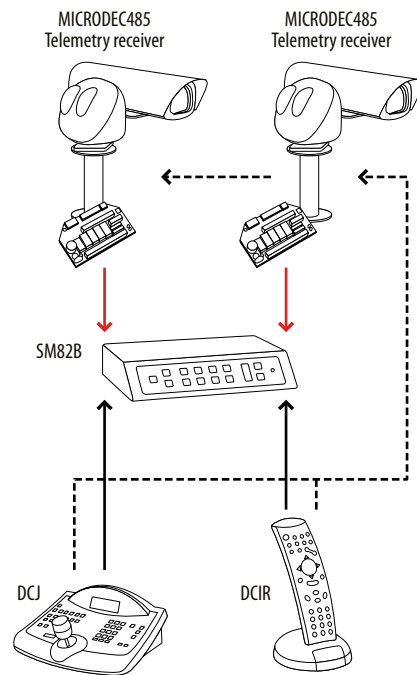
CERTIFICATIONS

CE EN61000-6-3, EN60065, EN50130-4, EN55022 Class B

RELATED PRODUCTS

SM42B-SM82B	Matrix 4/8 inputs and 2 outputs
SM84B-SM164B	Matrix 8/16 inputs and 4 outputs
SM328B	Matrix 32 inputs and 8 outputs
DCTEL	Keyboard to control matrix and telemetry
DCIR	Infrared Remote Control
DCJ	Keyboard to control matrix, multiplexers and telemetry equipped with three axis joystick
DCT	Touch screen keyboard to control matrix, multiplexers, DVRs and telemetry equipped with three axis joystick
PTH911	Pan&Tilt, 24Vac
PTH311	Pan&Tilt, 24Vac
IPT721	Pan&Tilt wall mounting, 24Vac
IPHS721	Pan ceiling mounting, 24Vac

Retrofit on discontinued products: contact VIDEOTECH for further specifications.



—→ Twisted pair RS485 (max distance 1200m / 3937ft)

---→ Twisted pair RS485 (max distance 1200m / 3937ft) telemetry only

—→ Video-coax only (max distance 350m / 1148ft)

PACKAGE

Code	Unit weight		Package weight		Package dimensions (WxHxL)		Master carton unit
	kg	lb	kg	lb	cm	in	
MICRODEC485	0.2	0.4	0.3	0.7	9.5x13.0x19.5	3.7x5.1x7.7	-